



Clean & Elegant Design.  
Superbly Easy-to-Use Interface.

BIG SQUARE  
Attorney Analytics

# Attorney Analytics

Easy enough for attorneys, powerful enough for firm administration. Attorney Analytics gathers all of your law firm's financial data into one intuitive dashboard application. We make it easy for your team to access the data they need when they need it.

## One Screen Overview

### All of Your Data in One Place

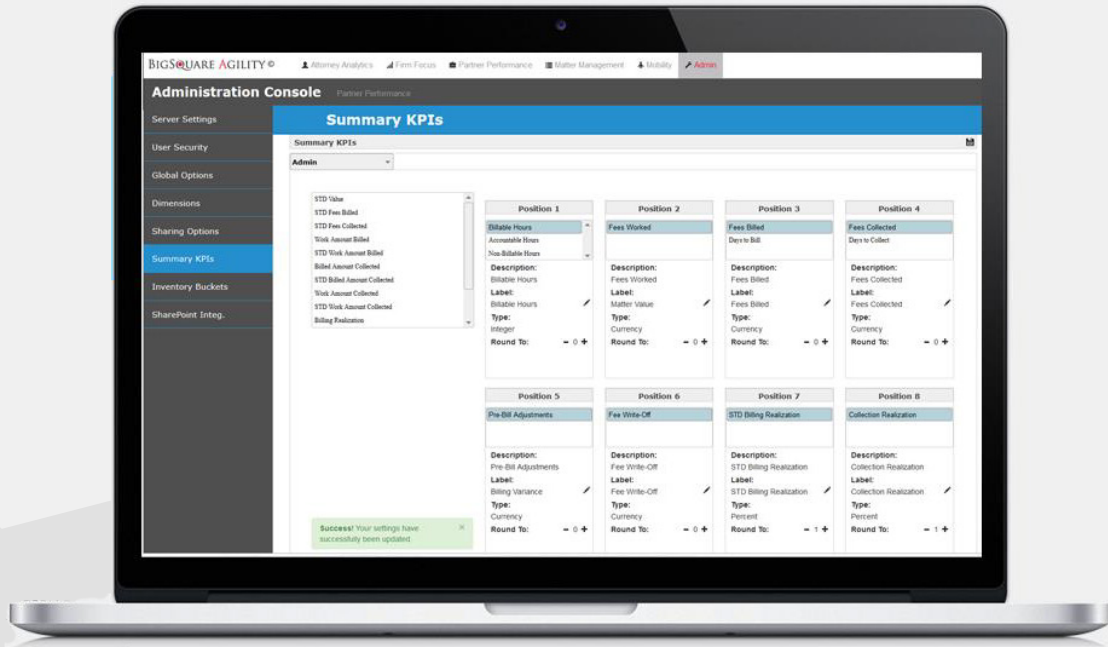
Attorney Analytics pulls all of your financial data from your entire organization and showcases it into one intuitive dashboard. Gone are the days of switching between multiple reports, spreadsheets, and 3rd party applications to get to the data you need.

## Designed for Attorneys

### Attorney is in Our Name

We keep it simple. Our user interface allows easy access to your information without having to go search for it. Everything is available within 2 clicks, empowering you to understand your book of business faster.





## Admin Console

### Take Control

A robust administrative console allows your firm management to administer a myriad of application configurations and security options. No firm is the same, which is why our one of a kind administrative console allows you to easily configure everything from KPIs to Inventory Aging Buckets by role. Power to the people!

## Role Based Contexts

### An Answer for Every Role

Our role-based contexts ensures that the right users gain access to the right information at the right time. Is your methodology different than your peers? No problem. We customize everything based on your firm's culture.

## Highly Configurable

### One Size Doesn't Fit All

We built Attorney Analytics based on the industry standards, but we know that every firm is different. That's why everything can be configured based on your firm's story – color schemes, nomenclatures, security roles and more. You name it, we can do it.

## Blazing Fast

### Hang on to Your Helmet

Attorney Analytics' refresh rates are lightning fast. Don't let your software become shelfware; access the data you need when you need it.

## Integrated Reporting

### Get Automated

Avoid the pain of manual reports. Our Integrated Reporting System prepares your data for you so can spend less time waiting for answers and more time acting on them. We know your reports are important, which is why we offer several options to find the best fit for your financial goals.

## Alerts

### Tune In

Attorney Analytics' alert system gives you the ability to choose what information is brought to your immediate attention. You stay informed without having to search or constantly monitor your data. Keep tabs on real-time daily cash receipts, time card narratives, and more.

## Mobility

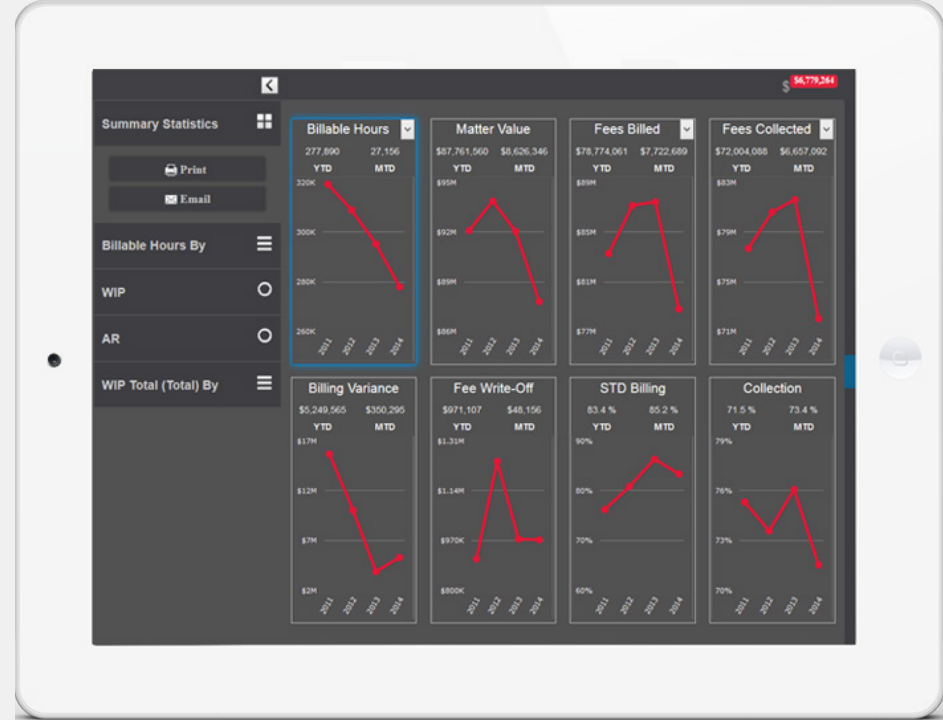
### On-The-Go Insight

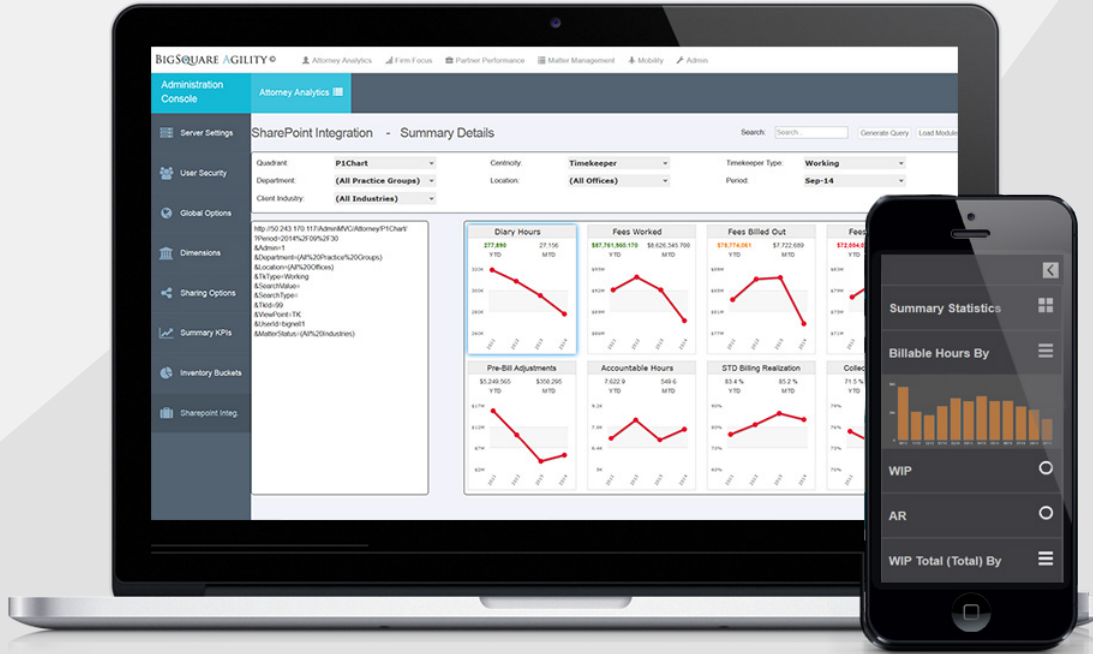
Attorney Analytics was designed for every screen in mind, which means you can instantly access your data regardless of your device. We don't cut corners; all of our standard desktop features are available on any smartphone or tablet.

## Nightly & Near Real Time Builds

### Skip the Wait

No need to wait for month end reports. Get nightly or real-time data through Attorney Analytics.





## Global Smart Search

### Smarter Searches

Need to perform further analysis into a specific client, timekeeper, matter, title, arrangement, or another category? Attorney Analytics has you covered. With our global smart search, end users can transform the application interface to reflect your unique search criteria to gain better business insight.

## Outlook Integration

### Your Data, Your Email Integrated

No need to switch between screens or applications. Access your timecard narrative and check your unreleased time through your Outlook Calendar or quickly pull up an invoice for a client without ever having to leave your inbox.

## Sharepoint Integration

### Share What's Important

Share and collaborate on what's important - Attorney Analytics' widgets are shareable through your intranets or extranets. Our data is instant, so there is no need for any installation or configuration to your Sharepoint server.